


Panama integrated
pan & tilt



Strong lightweight construction

Highly reliable with minimal backlash

Built to last

Weatherproof

Accurate

Long operational life

Easy to install

Corrosion resistant finish

Continuous rotation

Dual process heat treated gravity die cast aluminium casings with 4mm toughened glass

Precision turned and milled internal components with ball races on major axes

Stainless steel fastenings

'O' rings and lip seals. IP rating 68

Resolver technology on pre-sets

Maintenance free, two year warranty

All electronics and camera/lens prewired internally (external power supply in weatherproof box)

Colour options and marine finish available

On pan axis





Panama integrated pan & tilt

Designed and built to the same uncompromising standards as our conventional units, the Panama is an industry first: an integrated pan and tilt with the technology to deliver true optical quality.



The camera: the JVC TK-C9510, is an advanced high resolution, low light multi-function colour CCTV camera which boasts a 1/2" Super LoLux type CCD.

The lens: a Pentax C60726WX 7.5 to 120mm, F1.6 to 1000 with 16x optical zoom.

The pan & tilt dome: incorporating all electromechanical and electronic components, the aesthetically pleasing, ruggedised die cast aluminium IP68 enclosure affords full environmental protection.

An internal cooling fan and wiper are fitted as standard.

Configuration and control, including alarms and privacy zones are fully menu driven irrespective of protocol.



Pan & tilt dome

Dimensions (mm nominal)

| | |
|--------|-----|
| Height | 496 |
| Width | 233 |
| Depth | 275 |

| | |
|-------------|----|
| Weight (kg) | 12 |
|-------------|----|

| | |
|---------------------|-------------------------------------|
| Fixing centres (mm) | 4 holes 6.5mm dia on 101.6 (4") PCD |
|---------------------|-------------------------------------|

| | |
|----------------|-----------------|
| Supply Voltage | 24VAC \pm 10% |
|----------------|-----------------|

| | |
|----------------|--|
| PSU (external) | 230VAC \pm 10% Transformer to 24VAC |
|----------------|--|

| | |
|-------------------|-----------------------|
| Power consumption | Peak: 50VA Idle: 17VA |
|-------------------|-----------------------|

| | |
|---------------------------|--|
| Temp. range (°C) Internal | 0 to +50 (permanent internal fan) & -20 to +50 (thermostatically controlled anti-misting heater) |
|---------------------------|--|

| | |
|----------------------------|---|
| Connector (15 way bayonet) | Base mounted (power, comms, aux, video, tamper, wash) |
|----------------------------|---|

| | |
|-------|-----|
| Video | PAL |
|-------|-----|

| | |
|----------------|---|
| Communications | Standard Protocol RS422, RS485 Meyertech ZoneVu®, Pelco D and P, Forward Vision, Vicon (also includes camera comms for RS422 & 485) Full menu driven configuration on all protocols PC configuration backup (ZoneVu® only) Flash upgradeable (ZoneVu® only) |
|----------------|---|

| | |
|---|---|
| Speeds (°/sec) 32 speeds of Pan, Tilt, Zoom & Focus | Pan: 48 maximum, 1.8 minimum Tilt: 30 maximum, 1.4 minimum |
|---|---|

| | |
|------------------------|---|
| Operational angles (°) | Pan: 360 (continuous) Tilt: 140 (from vertically down) |
|------------------------|---|

| | |
|---------|------------|
| Presets | 100 + Home |
|---------|------------|

| | |
|---------|----|
| Patrols | 16 |
|---------|----|

| | |
|--------|--------------|
| Mimics | 4 x 1 minute |
|--------|--------------|

| | |
|-------------------------|----|
| Privacy zones (dynamic) | 50 |
|-------------------------|----|

| | |
|------------------|----------------------------|
| Dynamic captions | 64 (including sector text) |
|------------------|----------------------------|

| | |
|--------|---|
| Alarms | Video loss, tamper (external), motion detection Local alarm response Remote alarm reporting |
|--------|---|

| | |
|-----|--|
| OSD | Caption, menu, command, 2D zones 35 characters x 16 lines |
|-----|--|

| | |
|---------|---|
| Address | 1 to 4096 and global (ZoneVu®) Max. supported on Pelco D and P |
|---------|---|

| | |
|-------|--------------|
| Wiper | Self parking |
|-------|--------------|

| | |
|--------------|--|
| House colour | Goose Grey, Textured, Semi Gloss (BS4800 00 A05) |
|--------------|--|

| | |
|-------------|---------------|
| Maintenance | None required |
|-------------|---------------|

| | |
|-------------|---------------------|
| Accessories | Removable sunshield |
|-------------|---------------------|



Pentax lens: C60726WX-H16ZME-5



JVC camera: TK-C9510

| | |
|---------------------------------|---|
| Format | 1/2" |
| Mount | C |
| Focal length | 7.5 to 120mm |
| Iris Range | F1.6 to 1000 |
| Iris Type | VS |
| Max. iris aperture | F1.6 |
| Iris control | Auto-Iris |
| Focus control | Motorized, Type 5 with 12VDC and max. 30mA |
| Focus speed | 5.5 sec |
| Zoom control | Motorized, Type 5 with 12V DC and max. 45mA |
| Zoom speed | 2.5 sec |
| Horizontal angle of view | 45.78° to 3.09° |
| Minimum object distance | 1.5m |

Detailed specification is available from www.pentax.co.uk

The Panama's removable sunshield also prevents fouling by roosting birds.



| | |
|--------------------------------------|--|
| Signal system | PAL |
| Image device | 2" Ultra Super LoLux IT CCD 752(H) x 582(V) |
| Sync system | Internal, Line Lock, full Genlock |
| Scanning frequency | 15.625kHz(H), 50Hz(V) |
| Horizontal resolution | 480 TV lines |
| Video output | Composite video signal |
| Y/C output | Y/C video signal (4-pin) |
| Video S/N ratio | 50dB (AGC OFF) |
| Minimum required illumination | 0.6 lux (F1.2, 50%, AGC 20dB, normal shutter, 1/50 sec.) 0.3 lux (F1.2, 25%, AGC 20dB, normal shutter, 1/50 sec.) 0.15 lux (F1.2, 25%, AGC 26dB, normal shutter, 1/50 sec.) 0.02 lux (F1.2, 50%, AGC 20dB, slow shutter, 32/50 sec.) 0.01 lux (F1.2, 25%, AGC 20dB, slow shutter, 32/50 sec.) 0.005 lux (F1.2, 25%, AGC 26dB, slow shutter, 32/50 sec.) |

Detailed specification is available from www.jvcproeurope.com

Alternative cameras include:

Panasonic WV-CL930

Ultra high sensitivity day/night camera with Auto Back Focus (ABF) for 24 hour surveillance

Ernitec LunaVision

Low light camera



Dimensions

Panama integrated pan and tilt (mm)



Metham Aviation Design Limited
Station Approach, Four Marks, Alton
Hampshire GU34 5HN, UK

Tel: +44 (0)1420 565618. Fax: +44 (0)1420 565628
Email: info@madcctv.com Web: www.madcctv.com

MAD pursues a policy of continuous development. Specifications may therefore be changed without notice.

